Accessories for Installation

Product Catalogue

EN · IT

Accessories for Installation

Accessories for Installation. FIMO accessories for installation are the completion of the range of products offered for fastening, grounding and sealing cables and pipes.

Accessori per l'installazione. Gli accessori per l'installazione FIMO sono il completamento della gamma di prodotti offerti per il fissaggio, la messa a terra e la sigillatura di cavi o tubi.

PCI B

Punched Cut Down Size Section

PCI B - Punched Cut Down Size Sections

Stainless steel section 40x22x1,5
Holes 8,5x11 on base and sides.

PCI B - Spezzoni di Profilato Asolato

Profilato 40x22x1,5
Asole 8,5x11 sulla base e sui fianchi.

MATERIAL
AISI 304 Stainless Steel

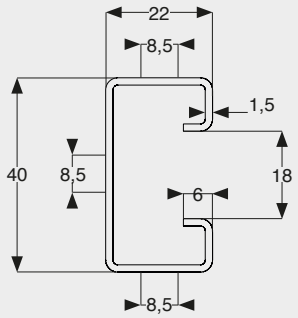

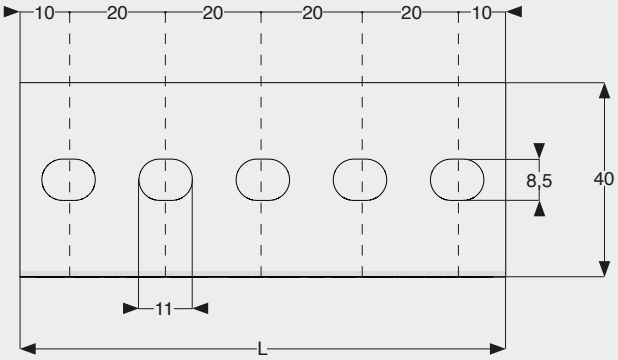

FIGURE	CODE	ARTICLE	L	DESCRIPTION	BOX	WEIGHT
	61 4022 5100	PCI 100 B	100	5 holes 8.5x11	20	94
	61 4022 5140	PCI 140 B	140	7 holes 8.5x11	20	138
	61 4022 5180	PCI 180 B	180	9 holes 8.5x11	20	169
	61 4022 5220	PCI 220 B	220	11 holes 8.5x11	20	215
	61 4022 5300	PCI 300 B	300	15 holes 8.5x11	20	292
	61 4022 5400	PCI 400 B	400	20 holes 8.5x11	20	394
	61 4022 5500	PCI 500 B	500	25 holes 8.5x11	20	522
	61 4022 5600	PCI 600 B	600	30 holes 8.5x11	20	612
	61 4022 5015	PCI 1500 B	1500	75 holes 8.5x11	-	1600
	61 4022 3002	PCI 3000 B	3000	150 holes 8.5x11	-	3200

Copyright © Fi.Mo.Tec. S.p.A.

MEM · MEF

Accessories for Section PCI

MEM / MEF - M8 Brackets

AISI 304 stainless steel brackets for the assembling of ladders and combinable with FIMO fastening devices.

MEM / MEF - Mensole M8

Mensole di acciaio INOX AISI 304 per la formazione di scalette e combinabili con gli elementi di fissaggio FIMO.

MATERIAL
AISI 304 Stainless Steel

FIGURE	CODE	ARTICLE	DESCRIPTION	MEASURES	BOX	WEIGHT
	61 1805 1015	MEM 10/150	Brackets with M8 screws	ø 10x150	20	62
	61 1805 1020	MEM 10/200		ø 10x200	20	78
	61 1805 1030	MEM 10/300		ø 10x300	20	109
	61 1805 1040	MEM 10/400		ø 10x400	20	140
	61 1805 1615	MEM 16/150	Brackets with M8 screws	ø 16x150	20	102
	61 1805 1620	MEM 16/200		ø 16x200	20	130
	61 1805 1630	MEM 16/300		ø 16x300	20	179
	61 1805 1640	MEM 16/400		ø 16x400	20	230
	61 1809 1615	MEF 16/150	Brackets with M8 pin	ø 16x150	20	102
	61 1809 1620	MEF 16/200		ø 16x200	20	130
	61 1809 1630	MEF 16/300		ø 16x300	20	179
	61 1809 1640	MEF 16/400		ø 16x400	20	230

Copyright © Fi.Mo.Tec. S.p.A.

ISL 8 PAT. - ISI 8

Sliding Inserts

ISL 8 - Sliding Insert
Self-Locking, with M8 Nut

For quick mounting of M8 screws on **PCI sections 40x22**.

ISL 8 - Inserto Scorrevole
Autobloccante, con Filetto Femmina M8

*Ad inserimento rapido, impiegabile per il montaggio di filetti M8 su **profilati PCI 40x22**.*

MATERIAL	
M8 Nut	AISI 304 Stainless Steel
Body	P.A.

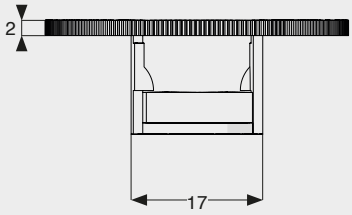

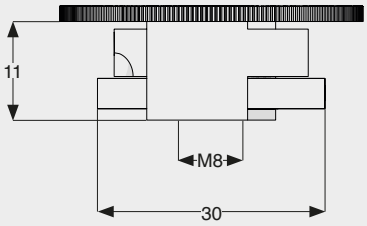

CODE	ARTICLE	DESCRIPTION	BAG	BOX	WEIGHT
61 4001 0008	**ISL 8**	Nylon/Steel Sliding Insert with M8 nut for **PCI 40x22** profiles	20	100	9

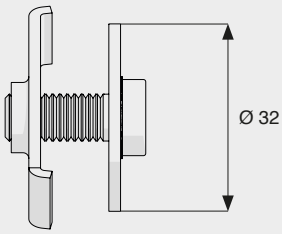

ISI 8 - Sliding Insert
M8 threaded, with Screw and Washer

For quick mounting of objects on **PCI sections 40x22**.

ISI 8 - Inserto Scorrevole
Filetto M8, con vite e rondella

*Ad inserimento rapido, impiegabile per il montaggio di oggetti su **profilati PCI 40x22.***

MATERIAL
AISI 304 Stainless Steel

CODE	ARTICLE	DESCRIPTION	BAG	BOX	WEIGHT
61 3209 0018	**ISI 8**	M8 Sliding insert for **PCI 40x22** profiles	20	100	32

Copyright © Fi.Mo.Tec. S.p.A.

IST 8 · BTC

Grounding Bolts

IST 8 - Grounding Bolt

Sliding nut for **PCI 40x22 sections**.
Complete with M8 Threaded bar, nuts and washers.

IST 8 - Bullone di Messa a Terra

Inserto scorrevole per profilati **PCI 40x22**, *completo di barra filettata M8, dadi e rondelle.*

MATERIAL
AISI 304 Stainless Steel

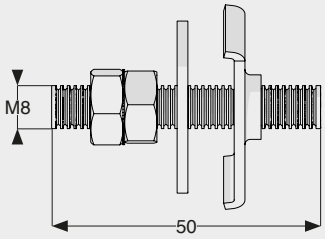

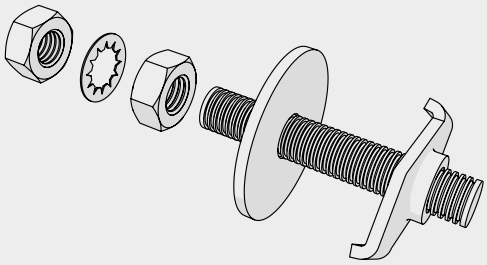

CODE	ARTICLE	SUITABLE TO	BAG	BOX	WEIGHT
61 1543 0008	IST 8	PCI	20	100	40

BTC - Grounding Plate

BTC grounding socle with M8 screw for connections to sections **PCI 40x22.**

BTC - Piastra di Messa a Terra

Piastra con vite M8 per la connessione a terra su profil ***PCI 40x22.***

MATERIAL
AISI 304 Stainless Steel

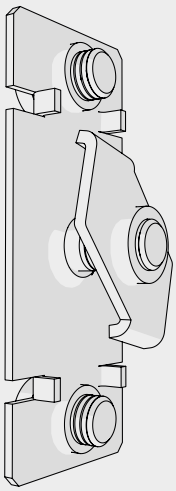

CODE	ARTICLE	SUITABLE TO	BAG	BOX	WEIGHT
61 1543 0009	BTC	PCI 40x22	20	100	30

Copyright © Fi.Mo.Tec. S.p.A.

NAS

Self-agglomerating Tapes



TECHNICAL FEATURES

Temperature Resistance	-50° + 150°
UV Resistance	U.V. Resistant
Hardness	60/65 Shore A (ASTM D 2240)
Tensile Strength	45 Kg/cm² (ASTM D 412)
Elongation	350% (ASTM D 412)
Brittleness Point	-50°C (ASTM D 2137)
Dieletric Strength	2700V/0.1mm (ASTM D 149)

NAS
Self-agglomerating Silicone Tape Protecting, Insulating and Waterproof

1. **Self agglomerating silicone tape.**
2. **Removable PET protection film.**
3. **Mid line wrapping reference.**

The self-agglomerating NAS silicone rubber tape, is ideal to insulate, seal and protect various objects (not only metal ones).
It can be used under extreme temperature conditions,(-50°C,+150°C). NAS tape is non adhesive, and may be used on both sides. Tightly wrapped around the object, it doesn't unwind, thanks to its outstanding elasticity.
The single tape layers merge progressively within 24hours.
An immediate excellent waterproofing, as well as mechanical protection and electrical insulation is however guaranteed.
NAS is not subject to aging, is UV rays proof and does not harden.
NAS stands up to 350% elongation, assuring high performances even on complex shape objects. The mean line represents a useful reference to make a correct tape wrapping superimposition easier.
Remove the protective film just on the application time, avoiding moisture, dirt , dust and grease contamination. NAS tape is to be kept in its protective plastic bag.

NAS
Nastro Autoagglomerante Siliconico per Isolamento, Protezione e Sigillatura

1. ***Nastro autoagglomerante siliconico.***
2. ***Pellicola protettiva asportabile in PET.***
3. ***Linea guida per l'avvolgimento corretto.***

Il nastro autoagglomerante di gomma siliconica NAS , è ideale per l'isolamento, la sigillatura, la protezione, di oggetti metallici e non.
E' applicabile in condizioni di grande escursione termica (-50°C +150°C).
Il nastro è privo di adesivo. Può essere utilizzato indifferentemente su entrambi i lati.
Avvolto attorno all'oggetto con forte stiramento, si mantiene in posizione grazie alla sua notevole elasticità.
I singoli strati si fondono progressivamente trasformando nel tempo l'avvolgimento in un blocco unico e compatto. Già dopo circa 24 ore gli strati sono ben fusi tra loro, assicurando subito una eccellente impermeabilizzazione, protezione meccanica e isolamento elettrico.
NAS non indurisce, resiste ottimamente all'invecchiamento e ai raggi UV.
Il nastro si allunga fino al 350%, garantendo una resa elevata, anche su oggetti di sagoma complessa.
La linea mediana costituisce un utile riferimento per la corretta sovrapposizione dei lembi durante la nastratura.
Si rimuova la pellicola protettiva solo al momento dell'applicazione, evitando di operare in presenza di acqua, grasso, polveri e sporco.
Il nastro NAS va conservato nel suo sacchetto di plastica protettiva.

NAS 1

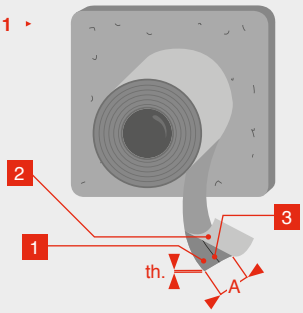

NAS 10

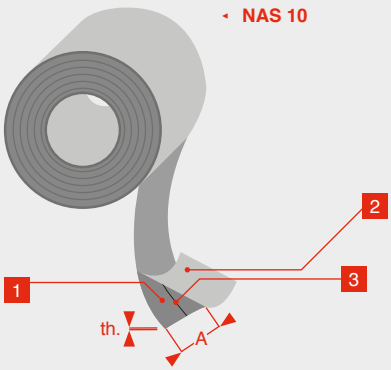

Copyright © Fi.Mo.Tec. S.p.A.



◂ **Remove protective film and wrap the tape, pulling it strongly.**

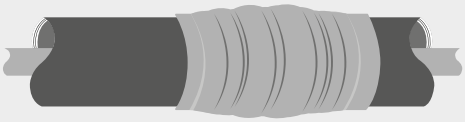

▴ **The operation is completed. Bandage is waterproof.**

CODE	ARTICLE	A	th.	OVERALL LENGGHT	BAG	BOX	WEIGHT
61 2101 2501	NAS 1	25	0.5	2 x 0.5 m =1 m	1+1	10	25
61 2101 2510	NAS 10	25	0.5	10 m	1	10	180

NAS 10 ▸



Copyright © Fi.Mo.Tec. S.p.A.

NEP

Self-agglomerating Tapes

NEP - Self-Agglomerating Tape
For Tightening and Insulating

Description:
Self-agglomerating Ethylenepropylen (EPR) Rubber, non adhesive, Highly elastic (1000%), not hardening.
Waterproof. insulating (35 kV/mm), U.V. resistant.
Temperature range -40°/ +70°C.
Packed in rolls with protective film.

NEP - Nastro Autoagglomerante
Per sigillatura e isolamento

Caratteristiche:
Gomma etilenpropilenica (EPR) autoagglom., non adesiva.
Grande elasticità (1000%), non indurente.
Impermeabile, isolante (35kV/mm), resistente ai raggi U.V.
Temperature d'esercizio -40°/+ 70°C.
Confezione in rotoli con pellicola protettiva.

MATERIAL
EPR



CODE	ARTICLE	MEASURE	LENGHT	BAG	BOX	WEIGHT
61 2100 1975	NEP 19	19x0.75	10 m	1	10	170
61 2100 3875	NEP 38	38x0.75	10 m	1	10	340

Copyright © Fi.Mo.Tec. S.p.A.

WPK · BUT · PVC

Connectors Weatherproofing Kit

WPK - Connectors Weatherproofing Kit
For Feeder Cables and Jumpers

FIMO WPK weatherproofing kit provides a reliable sealing of cable connections exposed to the outside environment.
FIMO WPK weatherproofing kit contains:

- 2 rolls of 19 mm x 20 m black PVC tape
- 1 roll of 50 mm x 8 m black PVC tape
- 3 or 6 rolls of 50 mm x 600 mm butyl-rubber tape

This kit provides an efficient moisture block and connector's protection against pollution and dust. It also prevents disconnection of connectors caused by vibrations during wind exposition.
The kit protects cable's outer jacket and connectors that are directly buried or exposed to severe environmental conditions.
FIMO WPK weatherproofing kit is recommended in applications:

- Jumper to Antenna
- Jumper to Feeder Cable

FEATURES & BENEFITS

- Simple installation
- No heat or tools required for installation
- Compatible with any connector and cable
- High protection against moisture and dirt
- No loosening of connections

WPK – Kit Sigillatura per Connettori
Per Cavi Coassiali e Jumper

I kit di sigillatura WPK garantiscono una tenuta stagna dei connettori esposti agli agenti atmosferici.
I kit di sigillatura WPK FIMO contengono:

- *2 rotoli da 19 mm x 25 m di nastro PVC nero*
- *1 rotolo da 50 mm x 8 m di nastro PVC nero*
- *3 o 6 rotoli da 50 mm x 600 mm di nastro butilico*

Il kit garantisce un'adeguata tenuta all'umidità e protegge i connettori contro l'inquinamento e la polvere. Il kit inoltre impedisce la disconnessione dei connettori causata dalle vibrazioni durante l'esposizione al vento.
Il kit protegge la guaina esterna del cavo ed i connettori direttamente interrati o esposti a severe condizioni ambientali.
FIMO raccomanda l'utilizzo dei kit di sigillatura WPK nelle connessioni:

- *da Jumper ad Antenna*
- *da Jumper a Cavo Coassiale*

SPECIFICHE e BENEFICI

- *Installazione semplice*
- *Né utensili né riscaldamento a mezzo di fiamma sono richiesti per l'installazione*
- *Compatibile con qualsiasi connettore e cavo*
- *Alta protezione contro umidità e sporcizia*
- *Assenza di disconnessione del connettore*

PICTURE	CODE	ARTICLE	DESCRIPTION	BOX	WEIGHT
	61 1503 0612	**WPK 6**	n° 6 butyl rolls, 0.05 x 0.6 m n° 2 PVC black rolls, 0.019 x 25 m n° 1 PVC black roll, 0.048 x 8 m	1	740g
	61 1503 0312	**WPK 3**	n° 3 butyl rolls, 0,05 x 0,6 m n° 2 PVC black rolls, 0.019 x 25 m n° 1 PVC black roll, 0.048 x 8 m	1	485g
	61 1503 1050	**BUT 50**	n° 1 butyl roll, 0.05 x 0,6 m	1	76g
	61 4801 0002	**PVC 19**	n° 1 PVC black roll, 0.019 x 25 m	1	68g
	61 4801 0003	**PVC 19 HP**	n° 1 PVC high performance black roll, 0.019 x 20 m	1	55g
	61 1503 1148	**PVC 48**	n° 1 PVC black roll, 0.048 x 8 m	1	69g

Copyright © Fi.Mo.Tec. S.p.A.

WPE

Waterproofing Enclosure

MATERIAL	
Housing material	PC/PP Alloy
Sealing material	High Quality Silicon Gel
Plastic Parts	UV Resistant
Waterproof	IP68
Colour	Black

WPE- Waterproofing Enclosure
For Coaxial Cable Applications

The WPE is a gel closure sealing system that provides a reliable sealing of coaxial connectors used at the transition between:
- JUMPER and ANTENNA
- JUMPER and FEEDER CABLE

exposed to the outside environment.

The housing contains an innovative gel material and provides an efficient moisture block. The ease of installation and long-term protection makes it reliable and cost effective solution.

FEATURES & BENEFITS
- Quick and Easy installation
- No need special training
- Easy removable and reusable
- Wraparound and no disconnection of the connector
- No tape, no mastics or tools required for installation and removal

Operating temperature range: -40 C° / +65 C°
Storage temperature range: -40 C° / +65 C°

WPE- Sistema di Sigillatura per Connettori
Per Applicazioni con Cavi Coassiali

I WPE sono dei sistemi di sigillatura con gel che garantiscono una tenuta stagna dei connettori usati nelle connssioni tra:
- JUMPER e ANTENNA
- JUMPER e CAVO COASSIALE

esposti agli agenti atmosferici.

Il guscio di plastica racchiude un gel innovativo che provvede adeguata tenuta all'umidità. La facilità d'installazione e una protezione di lunga durata fanno del WPE una soluzione affidabile e conveniente.

SPECIFICHE & BENEFICI
- Installazione semplice e veloce
- Addestramento specifico non necessario
- Facilmente removibile e riutilizzabile
- Avvolgente e senza rischio di disconnessione del connettore
- Per l'installazione e la rimozione non sono richiesti nastri, mastici o utensili

Temperatura di esercizio: -40 C° / +65 C°
Temperatura di stoccaggio: -40 C° / +65 C°

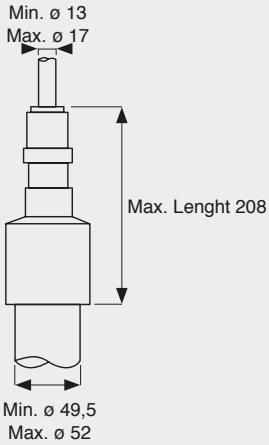

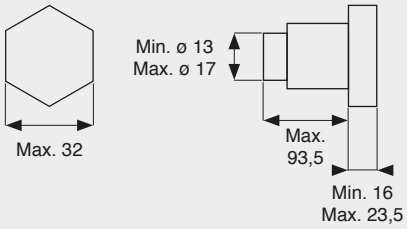

CODE	ARTICLE	NUMBER	FEEDER	ANTENNA CONNECTOR	BOX	WEIGHT
61 2204 0012 S	WPE 1/2" JTA-S	1/2" = 13 - 17	-	7/16 = 26mm (max)	-	80
61 2204 0012	WPE 1/2" JTA	1/2" = 13 - 17	-	7/16 = 26mm (max)	-	120
61 2204 0078	WPE 7/8"	1/2" = 13 - 17	7/8" = 27 - 28	-	-	260
61 2204 0114	WPE 1.1/4"	1/2" = 13 - 17	1.1/4" = 38 - 40	-	-	320
61 2204 0158	WPE 1.5/8"	1/2" = 13 - 17	1. 5/8" = 49 - 52	-	-	400

Copyright © Fi.Mo.Tec. S.p.A.

TEF

Cold Shrink Tube

MATERIAL	
Tube	Silicone/ EPDM rubber*
Colour	Black

*** TEF 17 C - TEF 17: Silicone**

TEF - Cold Shrink Tube

TEF cold shrink tubes are a series of open-ended tubular silicone/EPDM rubber sleeves, pre-expanded on a removable core for easy installation. After the core is removed, the tube shrinks to its original diameter guaranteeing a perfect sealing on connectors. In applications where the different cable diameter cannot be covered with the tube range, a special foam is included in the package. The strip foam is used to increase the smaller cable diameter and assure the sealing of the clod shrink tube.

Application
Sealing of feeder connections. TEF offers a timesaving and easy way to secure a waterproof protection. No tools or heating are requested for installation. The shrinking process is done by simply unwinding the removable core.

TEF - Tubolari Retraibili a Freddo

I tubolari retraibili a freddo TEF sono una serie di manicotti in silicone/EPDM aperti agli estremi, pre-espansi su un cilindro removibile per una facile installazione. Dopo che il cilindro viene rimosso, il manicotto si retrae fino alla suo diametro originale garantendo una perfetta sigillatura dei connettori. Nelle applicazioni dove la differenza dei diametri dei cavi non può essere coperta dall'escursione del manicotto, uno speciale nastro di gomma espansa è incluso nella confezione. Il nastro di gomma espansa viene usato per aumentare il diametro del cavo minore e garantire la sigillatura del tubolare retraibile a freddo.

Applicazioni:
Sigillatura di connessioni. I TEF offrono una soluzione rapida e sicura per una protezione stagna. Né utensili né riscaldamento a mezzo di fiamma sono richiesti per l'installazione. Il processo di restringimento avviene semplicemente svolgendo il cilindro removibile.

CODE	ARTICLE	COLD SHRINK TUBE FOR	FOAM STRIP	OPERATING TEMPERATURE	ø D ORIGINAL	L SHRINKED	ø d RANGE *	BOX
61 2205 0009	TEF 17 E	1/2" to antenna	Not included	-55° / + 200° C	45	160 mm	12 – 39.0	20
61 2205 0011	TEF 17 C	3/8" or 1/2" to antenna	Not included	-55° / + 200° C	45	170 mm	10.5 – 39.0	20
61 2205 0012	TEF 17	1/2" to antenna	Not included	-55° / + 200° C	45	200 mm	13.5 – 39.0	20
61 2205 0078	TEF 28	1/2" to 7/8" 5/8" to 7/8"	included	-40° / + 200° C	53	254 mm	25.0**– 46.0	20
61 2205 0158	TEF 50	1/2" to 1.1/4" or 1.5/8" 5/8" to 1.1/4" or 1.5/8"	included	-40° / + 200° C	70	330 mm	32.0** – 63.0	20

***after shrinking, without foam strip**
****for smaller diameter cables, use the included foam strip**

 Copyright © Fi.Mo.Tec. S.p.A.

MWT

Heat-shrinking Tubes

MWT - Heat-shrinking Tubes
For the Protection of Cable Joints

Applied through heating with open flame or hot air generator. Excellent protection of cables against humidity.

MWT - Tubolari Termoretraibili
Per la Protezione di Giunzioni

Viene applicato mediante riscaldamento a mezzo di fiamma libera oppure generatore di aria calda.
Ottima protezione dei cavi dall'umidità.

MATERIAL
Reticulated Polyolefine
Internal Themo-Sensitive Adhesive

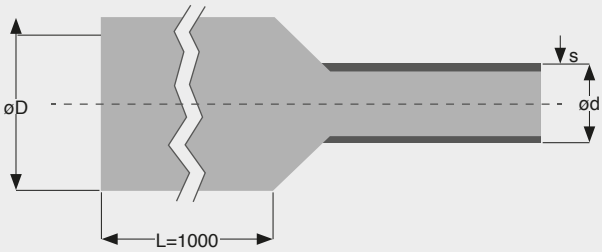

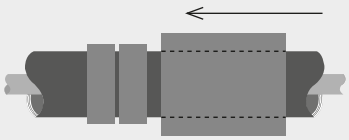

Cut off a section,
slide on cable and set it in position

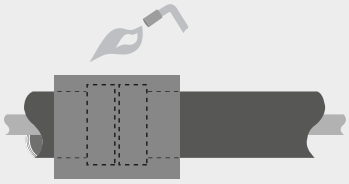

Heat the section

Cover is waterproof when
the operation is completed.

CODE	ARTICLE	D	ød	FOR COAXIAL CABLES	s	BOX	WEIGHT
61 2202 1003	MWT- M 10/ 3	10	3	RG223 - RG59 -RG8	2.0	10	10
61 2202 1605	MWT- M 16/ 5	16	5	RG213 - RG214 -1/4"	2.0	10	10
61 2202 2508	MWT- M 25/ 8	25	8	1/2" - 3/8"	2.0	10	20
61 2202 3212	MWT- M 35/ 12	35	12	5/8" - 7/8"	2.0	10	30
61 2202 5016	MWT- M 50/ 16	50	16	1.1/8" - 1.1/4"	2.0	10	30
61 2202 6319	MWT- M 63/ 19	63	19	1.5/8"	2.0	10	30
61 2202 7522	MWT- M 75/ 22	75	22	2.1/4"	2.0	10	40
61 2202 8525	MWT- M 85/ 25	85	25	3"	2.0	10	40
61 2202 1534	MWT- M 115/ 34	115	34	5"	2.0	10	50

Copyright © Fi.Mo.Tec. S.p.A.

BUT

Butyl Putty

MATERIAL	
But	Butyl Putty
Colour	Black

BUT 6 - Butyl Putty

Butyl pulp ø 6 mm. 8 m roll. To seal contacting surfaces Not hardening, adhesive.

Description:
Operating temperature : -30/+90°C
UV resistance : very good
Water resistance: very good

BUT 6 - Sigillante Butilico

Pasta butilica trafilata ø 6 mm.
Rotolo da 8 m. Impiegabile per sigillare superfici a contatto. Non indurente, adesiva.

Caratteristiche:
Temperatura d'esercizio: *-30/+90°C*
Resistenza agli UV: *ottima*
Resistenza all'acqua: *ottima*

CODE	ARTICLE	DESCRIPTION	LENGHT	BAG	BOX	WEIGHT
61 3402 0056	**BUT 6**	Butyl putty ø 6 mm for sealing	8 m	1	10	260

Copyright © Fi.Mo.Tec. S.p.A.

FI.MO.TEC. S.p.A. - Headquarter
Via Milano, 121 - I-20093 Cologno Monzese (MI) - Italy
Phone: +39 02 91 431 600 Fax: +39 02 91 431 627
fimo@fimoworld.com

FIMO Deutschland GmbH
Otto-Hahn-Str. 11D D-85521 Riemerling/Ottobrunn - Deutschland
Phone: +49 (0)89 99 80 77 90 Fax: +49 (0)89 99 80 77 87
germany@fimoworld.com

FIMO France SAS
Espace Green Parc Bât. B
Route de Villepècle F-91280 Saint Pierre du Perray - France
Phone: +33 (0)1 69 89 71 91 Fax: +33 (0)1 69 89 71 92
france@fimoworld.com

FIMO India Mfg. Pvt. Ltd.
Plot No. 87, DLF Industrial Area, Phase -1
Faridabad 121 003, Haryana - India
Phone: +91 (0)129 42 70 700 Fax: +91 (0)129 42 70 777
india@fimoworld.com

FIMO USA Inc.
478 Northdale RD Suite 301 - Lawrenceville GA - 30046 - USA
Phone: +1 404 86 12 535
usa@fimoworld.com

www.fimoworld.com

FI.MO.TEC. S.p.A. Registered Headquarters: Viale Luigi Majno 5, 20123 MILANO, ITALIA - Fiscal Code, VAT and Milan Business Register Subscription n. IT05954970157 - REA n. 1052835 - Share Capital € 297.000,00 fully paid-up.

CERT. N. 9190
FI.MO.TEC.

UNI EN ISO 9001:2008
FI.MO.TEC.

ROHS
2002/95/EC

ISO 9001:2008
FIMO INDIA

ISO 14001:2004
FIMO INDIA

© COPYRIGHT FI.MO.TEC. S.P.A. ALL RIGHTS RESERVED. PASSING ON AND COPYING OF THIS DOCUMENT, USE AND COMMUNICATION OF ITS CONTENTS NOT PERMITTED WITHOUT FI.MO.TEC. S.P.A. PRIOR CONSENT.